

# CEM500

Online Gas Analyser



Specialist Of UV Spectroscopy

# > CEM500 Online Gas Analyser

The **CEM500** is an extractive online gas analyser dedicated to **Continuous Emission Monitoring**

This new model is based on a 2048 pixels CCD (charge-coupled device) giving a higher resolution (0.1 nm) and a longer lamp life time (3 years)

It is based on UV spectroscopy that brings a higher sensitivity than infra-red and gives the possibility to measure several gases simultaneously.

A high selectivity is achieved by a fast Fourier transform (FFT) on the absorbance spectrum for all the gases having a periodic structure like NH<sub>3</sub>, SO<sub>2</sub>, NO and others.

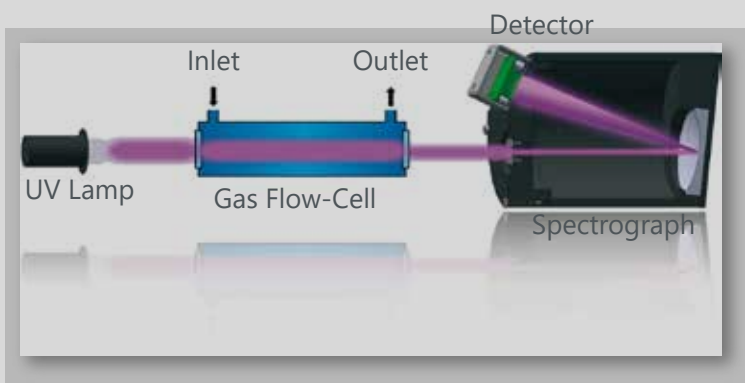
All the internal gas circuit is heated at 190°C to admit directly hot and humid combustion gases.

The CEM500 is presented in a IP65 wall mounted enclosure.

This model may include a heated sampling pump as an option.



- Several gases can be measured simultaneously thanks to the UV spectroscopy method by using different wavelengths and algorithms. For gases with a periodic absorption spectrum such as NH<sub>3</sub>, SO<sub>2</sub>, NO, CS<sub>2</sub> or acetylene, an algorithm based on FFT (Fast Fourier Transform) guarantees a very good selectivity of measurement. The solid-state design due to the UV spectroscopy gives a high reliability of the measuring system with quite no maintenance.
- The UV lamp is a xenon flash lamp with a high lifetime and without thermal effect that may generate measurement drift.
- The gas flow cell has two quartz windows to transmit the UV light through the measured gas. The standard path length of the flow cell is 240 mm.
- The spectrograph is based on a concave grating to minimize the optical parts and the spectrum is read on a 2048 pixel CCD with a resolution of 0.1nm.
- A zero is done automatically on zero air or nitrogen with an adjustable period (if possible every 2 or 4 hours but once per day remains acceptable).
- The absorbance spectrum is calculated from the reference spectrum acquired during the zero step.



The measuring principle is based on the UV light absorption according to the Beer-Lambert Law:

$$[C] = K \log \frac{I_{ref}}{I_{gas}}$$

[C] : Concentration of the sample  
 K : Absorption coefficient at a specific wavelength for a specific gas  
 I<sub>ref</sub> : Light intensity on the zero air  
 I<sub>gas</sub> : Light intensity on the sample

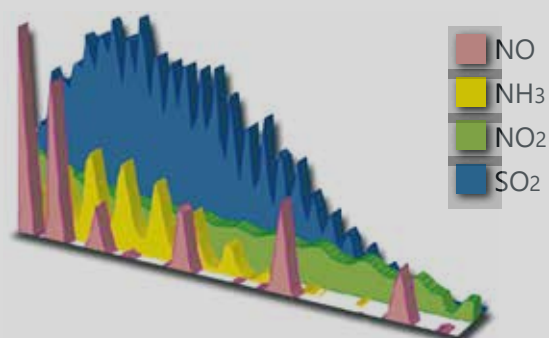
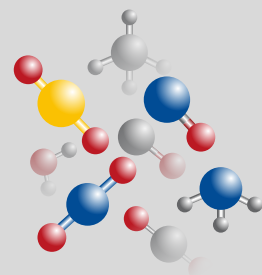
### Heated Version

The analyser is provided with an heating system for the gas circuit. The heating temperature can be adjusted up to 190°C. The high temperature evaporates any deposits on the windows.

### No Interference with CO, CO<sub>2</sub> and CH<sub>4</sub>

The major emission gases like CO, CO<sub>2</sub>, and CH<sub>4</sub> have no UV absorption, therefore they don't interfere with the measured gases.

H<sub>2</sub>O has a weak absorption in the UV range but at different wavelengths than combustion gases like NH<sub>3</sub>, NO, NO<sub>2</sub> or SO<sub>2</sub>. Consequently, H<sub>2</sub>O, with an usual concentration between 5% and 20%, is not disturbing the measurements.



Several gases can be measured in a same analyser if the sample gas composition is compatible with the selected algorithms and wavelengths.

The analyser gives high measurement selectivity thanks to the recognition of the specific UV absorption spectrum of gases by using proprietary algorithms.

For Denox applications, special algorithms allow to measure NH<sub>3</sub> in a 0-10 ppm range with high level of SO<sub>2</sub> up to 1200 ppm like on coal power plants.

The design has been specially oriented for low maintenance and high reliability on the measurements.

The UV xenon lamp is specified for a lifetime of  $10^9$  flashes. Therefore, the lifetime is about 3 year with continuous measurements or 10 years with one measurement per minute. This reduces considerably the maintenance and the risk of wrong measurement due to aged lamps or its replacement.

### User-Friendly Interface

A colour touch screen display interface allows the user to easily navigate through a number of screens that are used to set and check all of the operating conditions of the instrument.

A protective film limits the risk to damage the surface of the touch screen, especially against solvent and corrosive liquid.



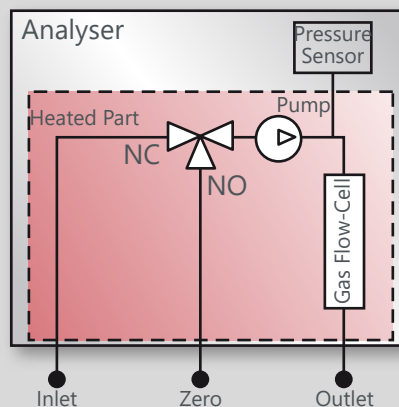
### Measuring Time

For process that requires fast measurement like motor bench application, the analyser is able to measure the sample concentration within 200 milliseconds thanks to an ultra fast electronics design based on high speed DSP (Digital Signal Processor). However, usual measurements on emission gases are performed within 5 seconds. A special auto averaging algorithm can be activated to improves the stability without affecting the response time.

### Gas Circuit

Three gas connections are available on the rear panel of the analyser :

- Inlet for the sample
- Zero air or nitrogen
- Outlet for sample or zero



Inlet and zero are connected on a 3 ways electric valve. When the automatic zero is activated, the solenoid valve switches the flow cell on zero air. A pressure sensor takes the pressure of measured gas to compensate it and to give a flow indication.

All the gas circuit is in a heated compartment controlled within  $\pm 0.5$  °C at an adjustable temperature between 60°C and 190°C.

An optional pump may be included before the gas flow cell in order to pump the sample as well as the zero gas that may be ambient air for most of the applications.

### Automatic Compensation

An internal measurement of temperature and pressure of the sample is performed. A ratio related to the ideal gas law is applied on the measured value to compensate the effects of temperature and pressure.


### Communication

Recorded data and diagnostic files for each parameter can be downloaded to memory stick thanks to a USB port.

This allows to collect easily these files on site without using a computer. The files are in text format and can be directly imported to Excel® for graphic charts.



# > CEM500 Parameters Specifications



Parameter	Range* (ppm)	Range* (mg/m3)	Typical Repeatability	Detection Limit <small>Typical Detection limit as 3x sigma on zero gas, 60 sec response time at 90%</small>
NH3 Ammonia	0-10 ppm 0-100 ppm 0-1000 ppm	0 - 7 mg/m3 0 - 70 mg/m3 0 - 700 mg/m3	0.05 ppm at 10 ppm 0.1 ppm at 100 ppm 0.5 ppm at 1000 ppm	0.1 ppm
NO Nitrogen Oxide	0-2000 ppm	0 - 2500 mg/m3	1 ppm at 1000 ppm	3 ppm
SO2 Sulfur Dioxide	0-1000 ppm	0 - 3000 mg/m3	2 ppm at 1000 ppm	0.5 ppm
H2S Hydrogen Sulfide	0-500 ppm	0 - 750 mg/m3	0.5 ppm at 500 ppm	0.5 ppm
NO2 Nitrogen Dioxide	0-2000 ppm	0 - 4000 mg/m3		10 ppm
CS2 Carbon Disulfide	0-100 ppm	0 - 300 mg/m3		
C6H6 Benzene	0-100 ppm	0 - 300 mg/m3		
C7H8 Toluene	0-30 ppm	0 - 100 mg/m3		
C8H10 Xylene	0-30 ppm	0 - 150 mg/m3		
NCL3 Nitrogen Trichloride	0-100 ppm	0 - 500 mg/m3		

\*Higher range available on request

# > CEM500 General Specifications

Data storage	5000 measurements for all parameters
Interfaces	Interface RS232 (MODBUS, AK) USB port (for memory stick) Internal WIFI interface IEEE 802.11 B (OPTION) Internal Ethernet 10 BASE-T interface IEEE 802.3 (option)
Signals	1 to 8 analog outputs 4-20 mA opto-isolated (option) 1 to 4 relay contacts programmable (option)
Display	LCD colour screen (TFT) with LED backlight 640x480 pixels
Power supply	110-240 VAC/ 1000 VA / 50-60 Hz
Operatings limits	0 to 40 °C, less than 90% as relative humidity
CE standards	Electromagnetic compatibility and safety EN 61010-1, IEC 61010-1 / EN 61326, IEC 61326
Enclosure	Stainless steel IP65 with coating
Dimensions	345 x 525 x 260 mm
Weight	30 kg
Sampling gas	Pressure : 0 – 2 Bar Absolute (0 – 2000 hPa Absolute) Flow : 0.1 to 10 l/min Temperature : ambient to 400 C Fittings : Swagelok, stainless steel 316 for tube OD ¼" (6.4 mm)
Zero gas	Pressure : 0 – 2 Bar Absolute (0 – 2000 hPa Absolute) Flow : 0.1 to 10 l/min Fittings : Swagelok, stainless steel 316 for tube OD ¼" (6.4 mm)

# > CEM500 Parts references

## Basic unit

**CEM500 Basic unit (one gas included)**  
 Recommended flow for sample and zero air: 0.5 to 10 litres/min  
 Fittings: Swagelok stainless steel 316 for tube OD ¼" (6.35 mm)  
 Color graphic display 640x480 pixels with touch screen  
 Built-in data logger, memory 5000 measurements  
 12 sockets for input and output modules (not included, refer to options)  
 RS232 included (Sub-D 9 ways female connector) with 2 meters cable for PC  
 RS485 included for communication with MODBUS protocol  
 USB Port for USB key (measurements and configuration download, software update)  
 Power supply 110-240 VAC 47-63 Hz 1000 VA with power cord 2 meters  
 Enclosure IP65/Nema4x stainless steel 316 (525x345x260 mm, 30 kg)  
 Mounting lugs for wall  
 Sampling pump not included  
 Heated version at 190 °C (adjustable)  
 For use on wet combustion gas

## Internal pump

**PUMP500 Internal membrane pump with heated head**  
 Built-in inside the enclosure  
 Flow about 6 l/min  
 Heated version at 190 °C

## Auto calibration

**AUTOCALG500 Auto-calibration for one gas**  
 For wall mounting outside the enclosure

## Additional gases (The measurement range is given for an optical path of 240 mm)

### Additional gas

4-20 mA isolated output included

**NH3 Ammonia**  
 Range: 0 – 100 ppm NH3 (or 0 – 70 mg/m<sup>3</sup> NH3)  
 Range: 0 – 1000 ppm NH3 (or 0 – 700 mg/m<sup>3</sup> NH3)

**H2S Hydrogen sulphide**  
 Range: 0 – 500 ppm H2S (or 0 – 750 mg/Nm<sup>3</sup> H2S)  
 Measurement possible until 1000 ppm H2S (or 0 – 1500 mg/Nm<sup>3</sup> H2S)

**NO Nitric oxide**  
 Range: 0 – 2000 ppm NO (or 0 – 2500 mg/Nm<sup>3</sup> NO)  
 Measurement possible until 5000 ppm NO (or 6000 mg/Nm<sup>3</sup> NO)

**NO2 Nitrogen dioxide**  
 Range: 0 – 2000 ppm NO2 (or 0 – 4000 mg/Nm<sup>3</sup> NO2)  
 Measurement possible until 5000 ppm NO2 (or 10000 mg/Nm<sup>3</sup> NO2)

**SO2 Sulfur dioxide**  
 Range: 0 – 500 ppm SO2 (or 0 – 1500 mg/Nm<sup>3</sup> SO2)  
 Measurement possible until 1000 ppm SO2 (or 3000 mg/Nm<sup>3</sup> SO2)

**C6H6 Benzene**  
 Range: 0 – 100 ppm C6H6 (or 0 – 300 mg/Nm<sup>3</sup> C6H6)  
 Measurement possible until 200 ppm C6H6 (or 600 mg/Nm<sup>3</sup> C6H6)

**C7H8 Toluene**  
 Range: 0 – 30 ppm C7H8 (or 0 – 100 mg/Nm<sup>3</sup> C7H8)  
 Measurement possible until 60 ppm C7H8 (or 200mg/Nm<sup>3</sup> C7H8)

**C8H10 Xylene**  
 Range: 0 – 30 ppm C8H10 (or 0 – 150 mg/Nm<sup>3</sup> C8H10)  
 Measurement possible until 60 ppm C8H10 (or 300 mg/Nm<sup>3</sup> C8H10)

**CS2 Carbone disulfide**  
 Range: 0 – 100 ppm CS2 (or 0 – 300 mg/Nm<sup>3</sup> CS2)  
 Measurement possible until 1000 ppm CS2 (or 3000 mg/Nm<sup>3</sup> CS2)

**C2H2 Acetylene**  
 Range: 0 – 5000 ppm C2H2 (or 0 – 5000 mg/Nm<sup>3</sup> C2H2)  
 Measurement possible until 10,000 ppm C2H2 (or 10,000 mg/Nm<sup>3</sup> C2H2)

# > CEM500 Parts references

## Input modules

- IN4-20** **4-20 mA input module**  
Isolated 4-20 mA input  
Impedance: 100 Ohm
- LOGIC500** **Double logical inputs module**  
Input no 1 : external pulse command for measurement  
Input no 2 : measurements inhibition  
Isolated 0 – 24 V DC inputs  
Impedance: > 10 Kohm

## Output modules

- OUT4-20-500** **4-20 mA output module**  
Isolated 4-20 mA output  
Active output, Max load 500 Ohm
- RELAY500** **Relay module**  
Contact rating: 2A/220V

## Communications

- WIFI500** **Wifi Interface**  
Connection to wireless WIFI network  
Standard IEEE 802.11b  
Secured data transfer by WEP keys
- ETHER500** **Ethernet interface**  
Ethernet 10 base-T (IEEE 802.3)

## Recommended consumables for 2 years :

- L-XEN-1:** xenon lamp with trigger (x1)  
**MKIT-SPL- G-1:** Pump kit with membrane (x2) only if sampling pump

The manufacturer reserves the right to modify and/or change any specifications, dimensions, design or drawing at any time without prior notice

### TETHYS Instruments

57, Chemin du vieux Chêne, 38240 MEYLAN -France-

Tel : +33 4 76 41 86 39 - Fax : +33 4 76 41 92 27

Mail : sales@tethys-instruments.com

Web : www.tethys-instruments.com



Management System  
ISO 9001:2008



www.tuv.com  
ID 9105083475

IND#A - E.COM.08

